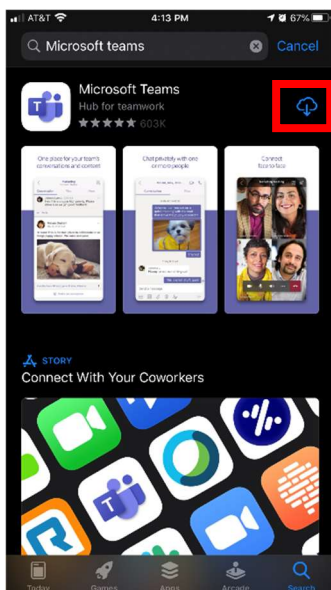
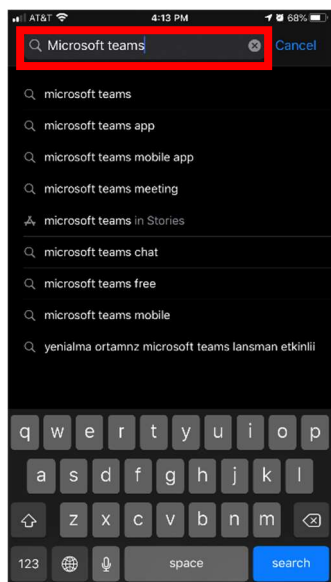


# How to Access Microsoft Teams on your Mobile Device


1. Download Microsoft Teams from your device's store if you have not already.

- IOS
  - Open the App Store.
  - Select "Search" in the bottom right.
  - Within the search bar at the top type, "Microsoft Teams".
  - Install the Microsoft Teams App.
- Android
  - Open the Store.
  - Search for "Microsoft Teams" in the search bar.
  - Install the Microsoft Teams App.

iPhone



Android



# Joining Your WMed TeleHealth Video Visit

2. With Microsoft Teams installed, on your phone open the email you used to schedule your visit and find the email from “WMed Health VideoVisits” with your scheduled visit.
3. Open the email and select the option for “Join Microsoft Teams Meeting”. Depending on your phone and how you access email, your join may look different from the example below.



4. Pressing this will open the Teams app and take you to your meeting. Take note whether your microphone and camera are on or off before you join the meeting.
5. Press “Join now” when you are ready to join. When you do this, you will be placed in a “waiting room” until a WMed employee allows you into the meeting.

